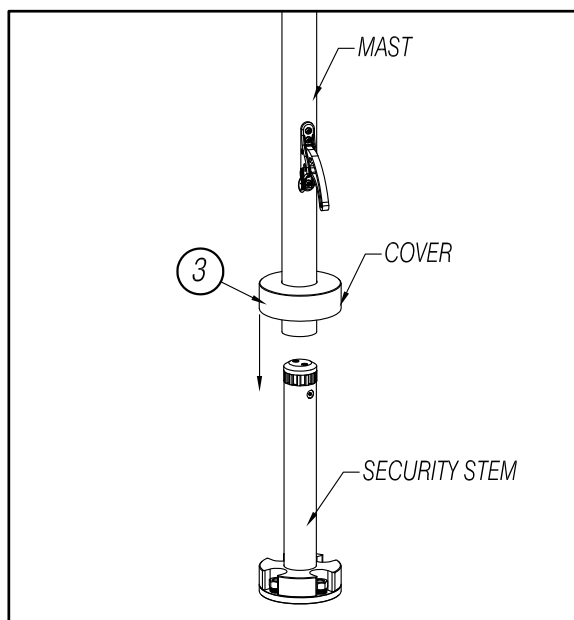
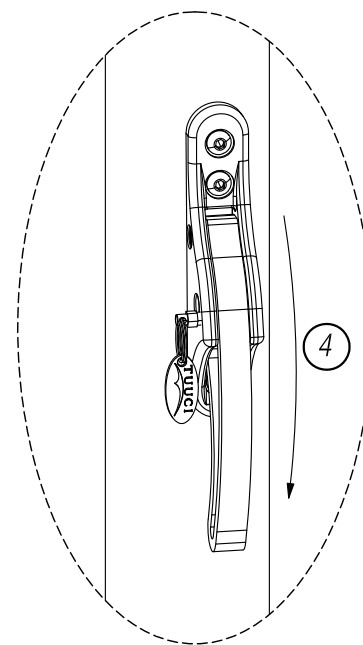
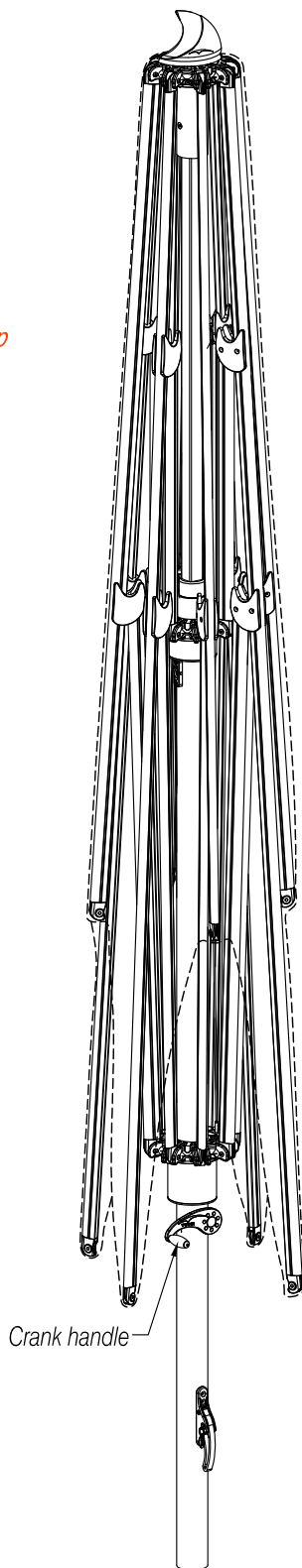
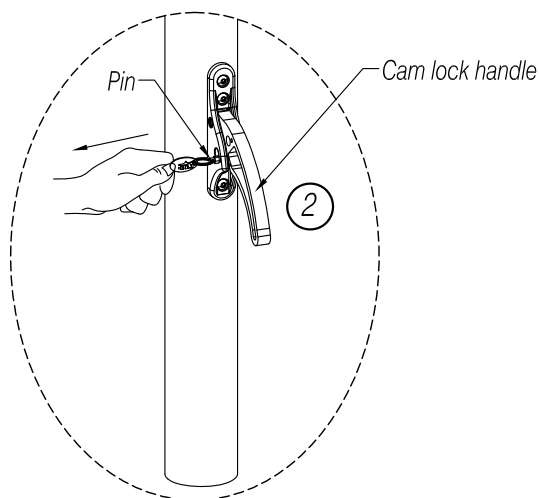


OPERATING INSTRUCTIONS

OCEAN MASTER MAX AND PLANTATION MAX CENTER MAST PARASOL

- ① Remove all packaging from umbrella, including inside the umbrella.
- ② Pull pin to unlock cam lock handle. Make sure cam lock handle is open per drawing shown.
- ③ Insert cover on to mast. Place Umbrella in SECURITY STEM.
- ④ Push cam lock handle (per drawing shown) until engaged in the proper gear slot with the cam lock handle in the downward position.

* To rotate umbrella: Pull pin to unlock cam lock handle, pull handle up and turn umbrella to desired location. Lock cam lock handle down.



OCEAN MASTER MAX AND PLANTATION MAX CENTER MAST PARASOL SHAPES AND SIZES			
CLASSIC	MANTA	CRESCENT	ZERO HORIZON
15' OCTAGON	14' SQUARE	16' OCTAGON	16' OCTAGON
17' OCTAGON	16' SQUARE	18' OCTAGON	14' SQUARE
14' SQUARE			10' x 14' RECT.
16' SQUARE			
10' x 14' RECT.			
12' x 16' RECT.			

global headquarters

2900 NW 35th Street
Miami, FL 33142 USA

t 305.634.5116
f 305.634.5119

info@tuuci.com
www.tuuci.com

Version date: 04/01/2013 - REV: C - Page 1 of 2

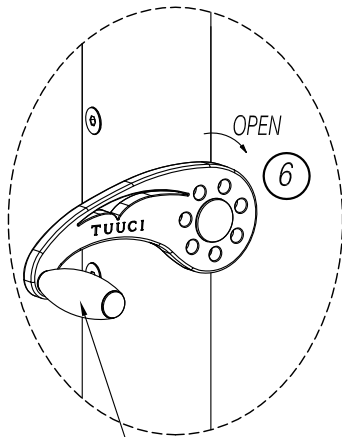


OPERATING INSTRUCTIONS

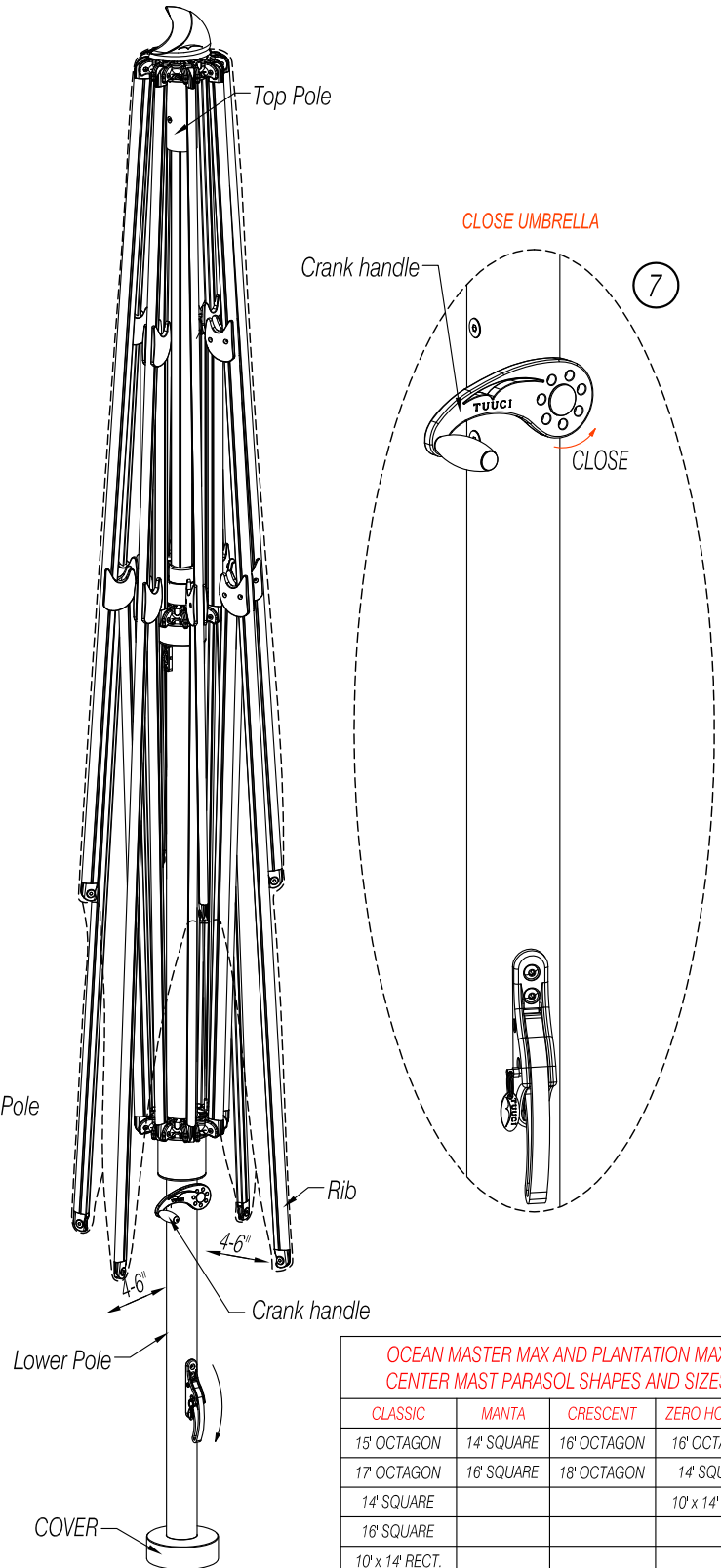
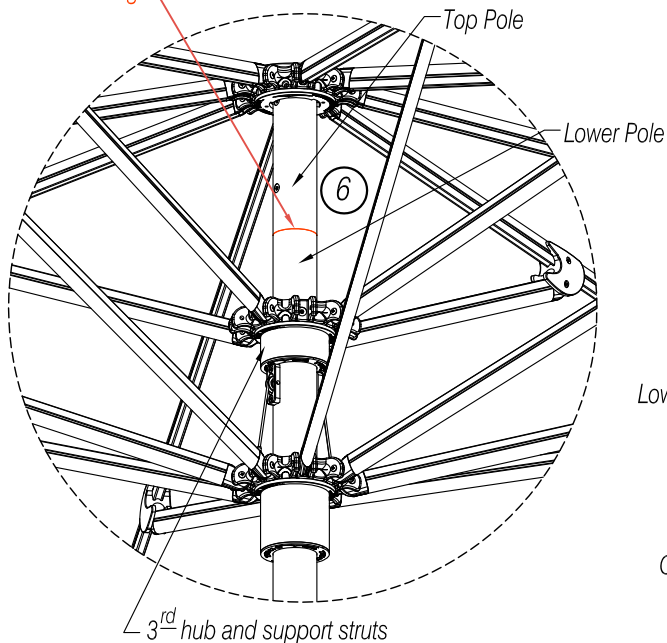
OCEAN MASTER MAX AND PLANTATION MAX CENTER MAST PARASOL

- ⑤ Gently separate EACH RIB INDIVIDUALLY from center post, approx. 10-12"/25-30cm. If rib does not move easily, DO NOT force. Inspect product for additional packaging.
- ⑥ Use crank handle to open umbrella. Continue turning crank handle clockwise until top pole is touching lower pole.
- ⑦ Then turn crank handle counterclockwise to close umbrella when not in use.
- ⑧ Close umbrella during wind conditions that exceed manufacturer's specifications.

OPEN UMBRELLA



Top Pole and lower pole are touching



CLOSE UMBRELLA

OCEAN MASTER MAX AND PLANTATION MAX CENTER MAST PARASOL SHAPES AND SIZES

CLASSIC	MANTA	CRESCENT	ZERO HORIZON
15' OCTAGON	14' SQUARE	16' OCTAGON	16' OCTAGON
17' OCTAGON	16' SQUARE	18' OCTAGON	14' SQUARE
14' SQUARE			10' x 14' RECT.
16' SQUARE			
10' x 14' RECT.			
12' x 16' RECT.			

global headquarters

2900 NW 35th Street
Miami, FL 33142 USA

t 305.634.5116
f 305.634.5119

info@tuuci.com
www.tuuci.com

Version date: 04/01/2013 - REV: C - Page 2 of 2

