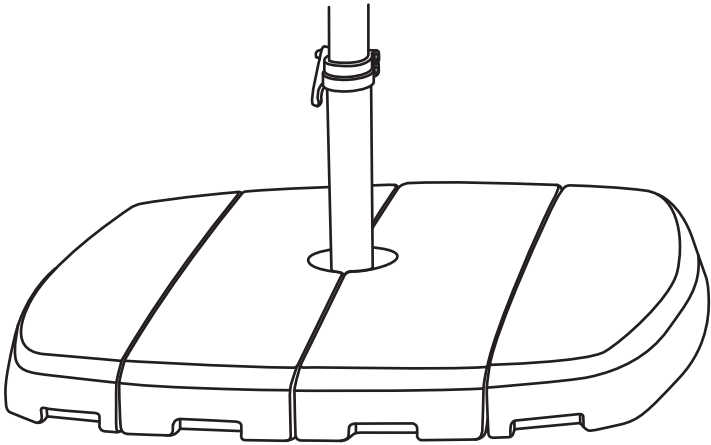


BF10 Resin Base Weights

Assembly and Operation Guide

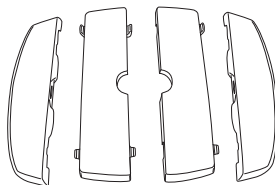


Thank you for your purchase of Treasure Garden's BF10 Cross Base Weights.

Please remove all contents from the package, inspect and review checklist.

BF10 CHECKLIST

A - (4) resin base weights included



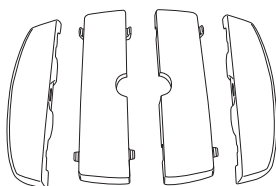
Prior to Assembly

Select area to set AG Universal Cross Base Stand and place in desired location. *Moving the umbrella will be difficult once fully assembled.* Be sure bottom pole stem is attached to cross bar stand and cross bars are adjusted to 20" position.

Step 1

Remove 4 resin base weights from carton and lay on soft surface (Fig. 1). Remove caps from each resin base weight by turning counter clockwise (Fig. 2) and fill with dry playground sand (Fig. 3). The BF10 resin base weight holds up to 55 lbs. of sand, 220lbs for all 4.

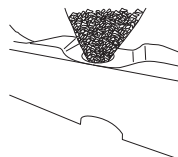
NOTE: When filling the containers, it is necessary to wet down the sand after partial filling. After wet down, fill each resin base weight with remaining sand. Place cap back onto cross base weight and turn clockwise.



(Fig. 1)



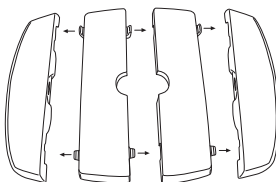
(Fig. 2)



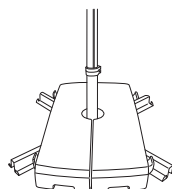
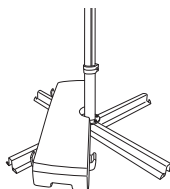
(Fig. 3)

Step 2

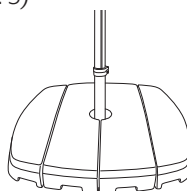
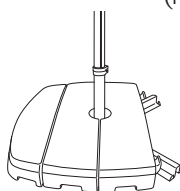
Place each resin base weight onto AG Universal Cross Bar Stand. Hook each section together so the resin base weights are secured in place (Fig. 4). Begin with middle sections first and work your way out (Fig. 5).



(Fig. 4)



(Fig. 5)





BF10 on AG19 Cantilever

IMPORTANT: HANDLE WITH CARE

- Fully assembled, the AG19 umbrella weighs *approximately* 290 lbs. with BF10 resin base weights. Moving the umbrella fully assembled will increase the risk of damage to your umbrella and/or cause serious injury. *We recommend a two-person team for assembly and disassembly.*
 - AG Universal Cross Bar Stand will not support umbrella without proper weight. Using the cross bar stand without weight will damage your umbrella and may cause injury.
- DO NOT OPEN UMBRELLA UNTIL WEIGHTS ARE SECURED.**
- Do not allow children to play on or with the base.
 - Close the umbrella in windy conditions or when a storm approaches.
 - No umbrella should be left unattended in the open position.

WARRANTY:

Treasure Garden warrants this product (in residential use) to be free from defects in original materials and workmanship for a period of 1 year from the date of purchase. If a defect in the original material or workmanship appears during the warranty period; Treasure Garden will (at its option) repair or replace the product without charge. Limited warranty against fabric fading, depending on fabric.

Simply contact your original authorized Treasure Garden dealer with a description of the defect. The dealer will verify the defect and work closely with Treasure Garden to obtain the necessary service. In many cases, simple problems can be solved with a replacement part that can be shipped directly to the dealer for professional installation/repair.

In the event that warranted factory service is required, Treasure Garden will assume the responsibility of the return freight charges on warranted product for the 1 year only.

Returned product that (upon receipt and inspection) is deemed to be “not covered” under our warranty, will be shipped/billed at your expense.

This warranty gives you specific legal rights, and you may have other rights which vary from state to state.

NOTE: Failure caused by unreasonable or abusive use, or failure caused by neglect of reasonable and necessary care are not covered by this warranty.

Additionally, acts of nature (including but not limited to wind, hurricanes, tornadoes, and storms) are not covered by this warranty.



www.treasuregarden.com

©2012 Treasure Garden, Inc. - All Rights Reserved.

Initial 12/12