



POLYWOOD

Assembly Instructions



Having Trouble?

If you have questions or concerns regarding assembly instructions or missing parts, please contact us at **(833) 665-6300** or email support@polywoodoutdoor.com




Share your space

We love to see where our furniture ends up — snap a pic and share it on Instagram or Facebook!
#polywood




Watch & Learn

For assembly videos and more, visit youtube.com/polywood



ECA15

Long Island Adirondack



20-Year Warranty

To view our full warranty, please visit polywoodoutdoor.com/warranty

Easily register your product using one of the methods below:

Text POLYWOOD to 71403

Receive a link to register online

— or —

Register on our website

register.polywoodoutdoor.com

— or —

Send a Picture

Take a photo of the icon below and text it to 71403 (US only)

Cleaning Tips

Even POLYWOOD gets dirty — here are some ways to help keep it clean:

For a quick clean:

Simply wipe down with soap and water.

For a deeper clean:

You'll need:

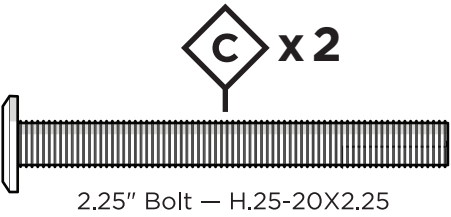
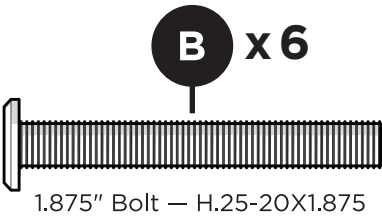
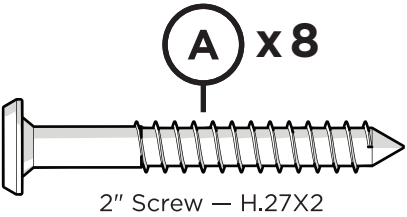
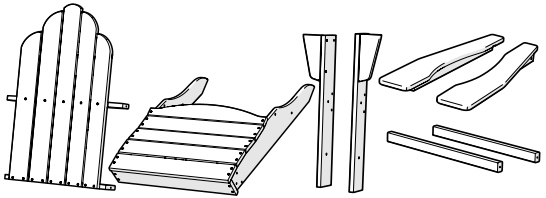
- » 1/3 bleach and 2/3 water solution
- » clean cloth
- » soft bristle brush

Wipe on solution with your cloth and let it sit on the lumber for a few minutes (this will not affect the color). Then, loosen any dirt and debris that may catch in surface grooves with a soft bristle brush; hose down to rinse.

TOOLS

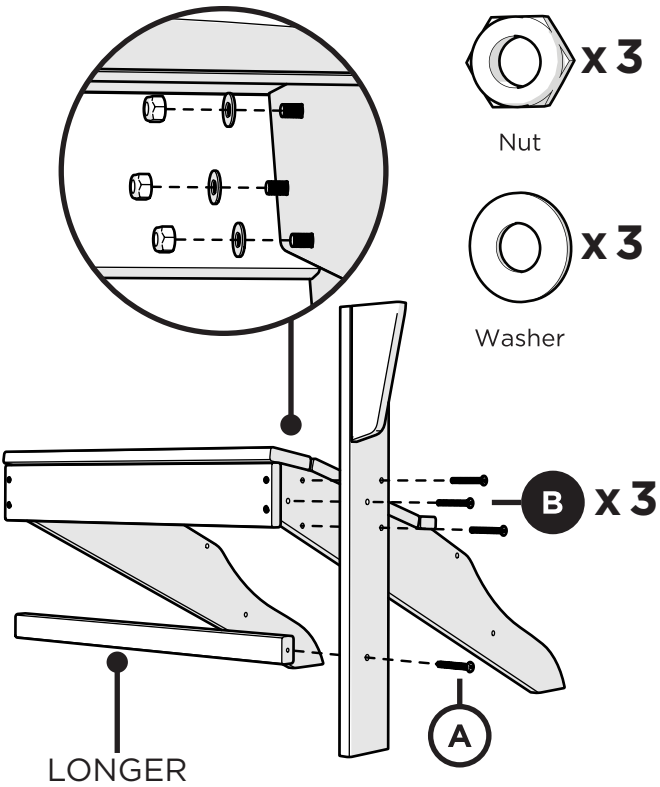


PARTS

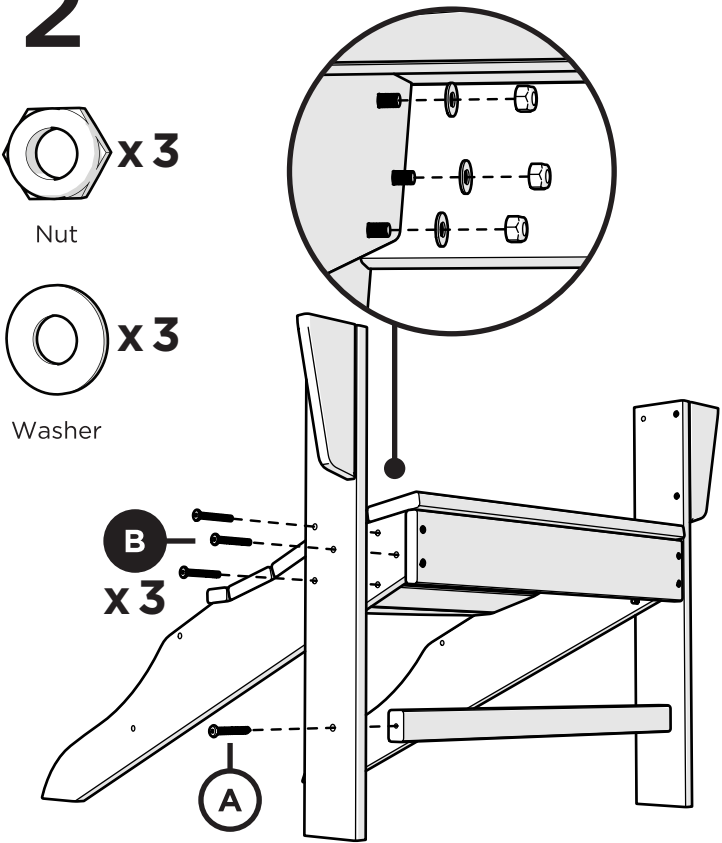


Something missing?
Call (833) 665-6300

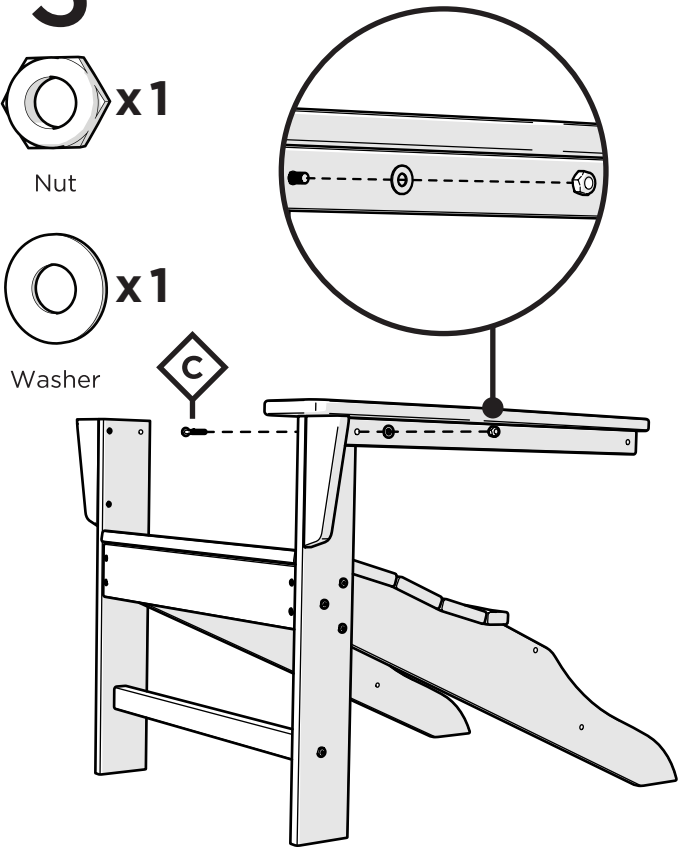
1



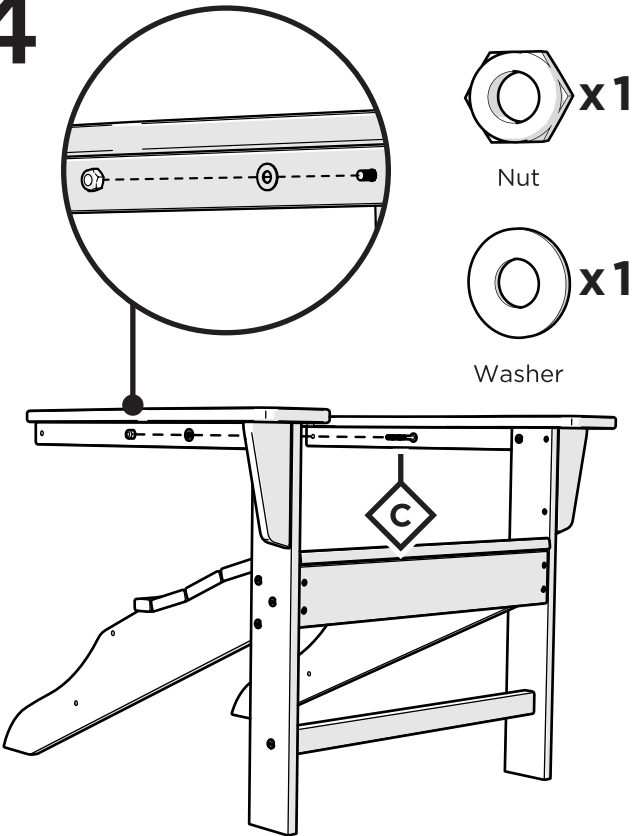
2




3



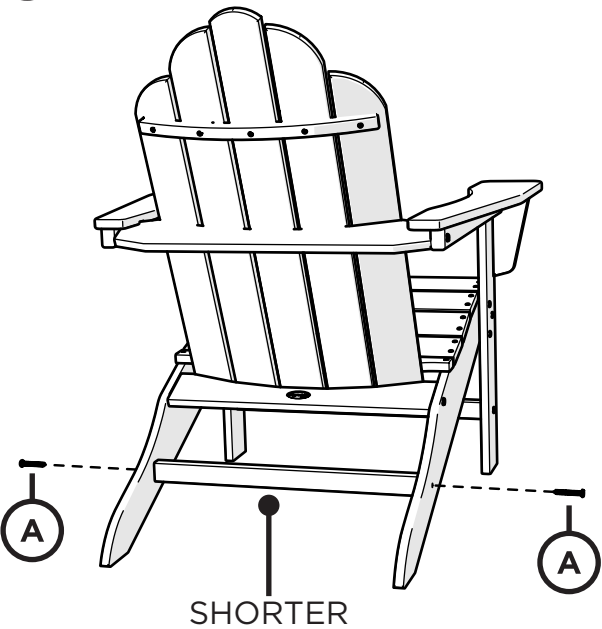
4



5



6





POLYWOOD

Assembly Instructions



Having Trouble?

If you have questions or concerns regarding assembly instructions or missing parts, please contact us at **(833) 665-6300** or email support@polywoodoutdoor.com



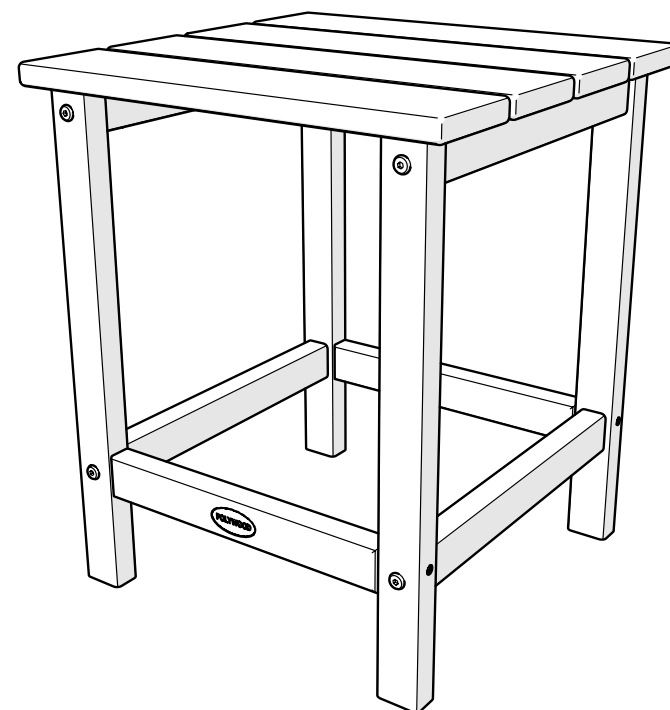
Share your space

We love to see where our furniture ends up — snap a pic and share it on Instagram or Facebook!
#polywood




Watch & Learn

For assembly videos and more, visit youtube.com/polywood



ECT18, ECT26

Long Island Side Table



20-Year Warranty

To view our full warranty, please visit polywoodoutdoor.com/warranty

Easily register your product using one of the methods below:

Text POLYWOOD to 71403
Receive a link to register online

— or —

Register on our website
register.polywoodoutdoor.com

— or —

Send a Picture
Take a photo of the icon below and text it to 71403 (US only)

Cleaning Tips

Even POLYWOOD gets dirty — here are some ways to help keep it clean:

For a quick clean:

Simply wipe down with soap and water.

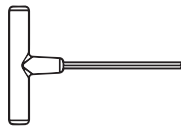
For a deeper clean:

You'll need:

- » 1/3 bleach and 2/3 water solution
- » clean cloth
- » soft bristle brush

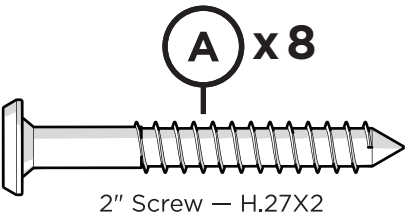
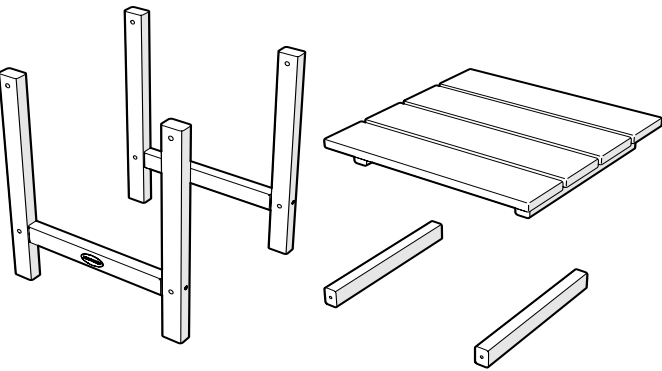
Wipe on solution with your cloth and let it sit on the lumber for a few minutes (this will not affect the color). Then, loosen any dirt and debris that may catch in surface grooves with a soft bristle brush; hose down to rinse.

TOOLS



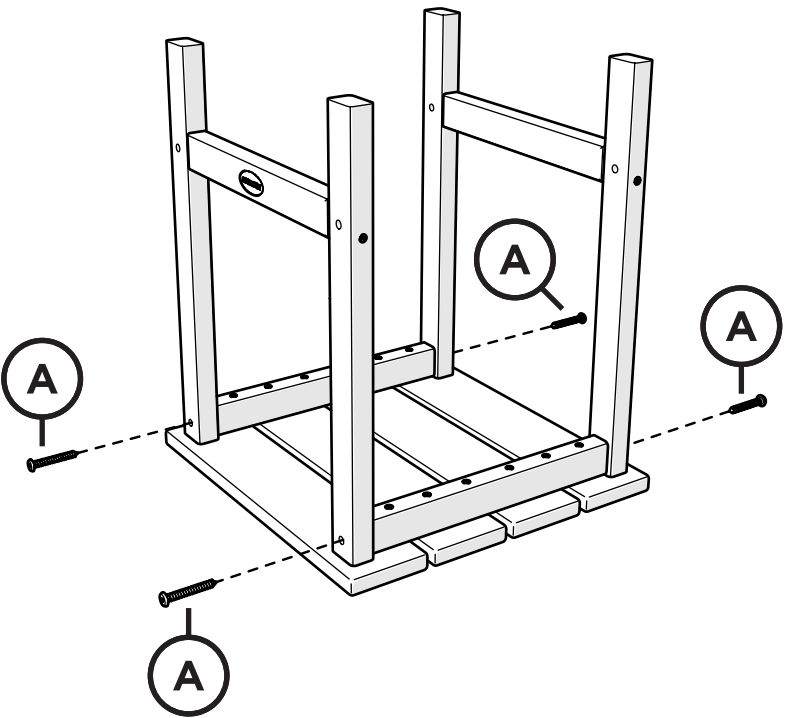
4mm T-handle
hex key (included)

PARTS

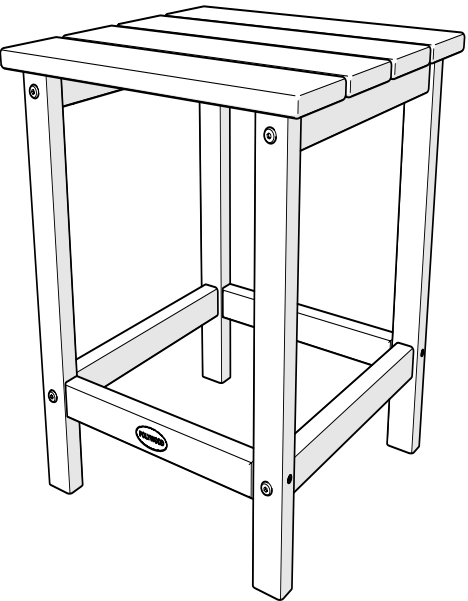
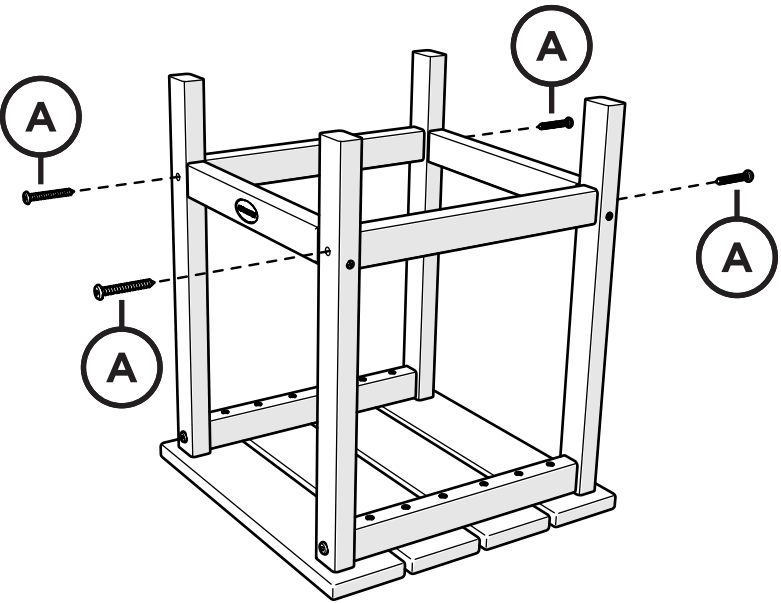


Something missing?
Call (833) 665-6300

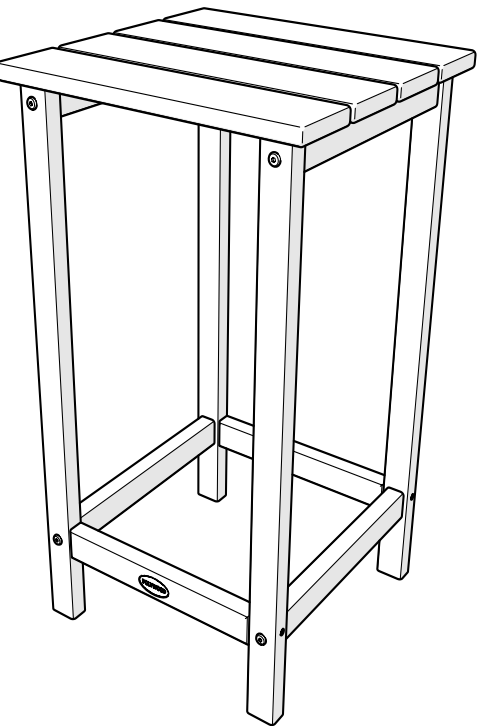
1



2



ECT18



ECT26

POLYWOOD